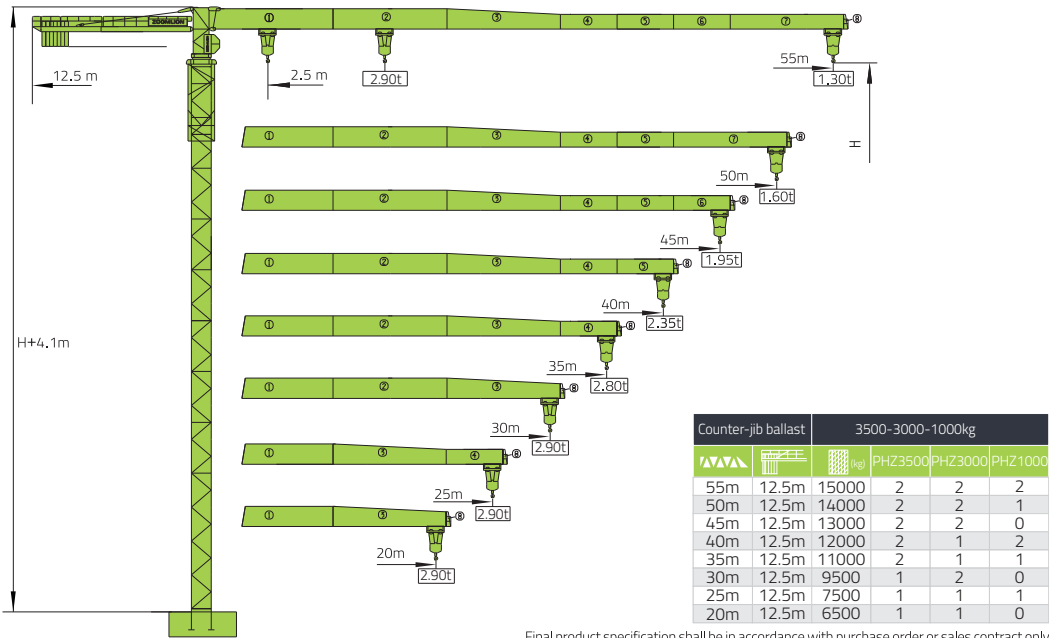
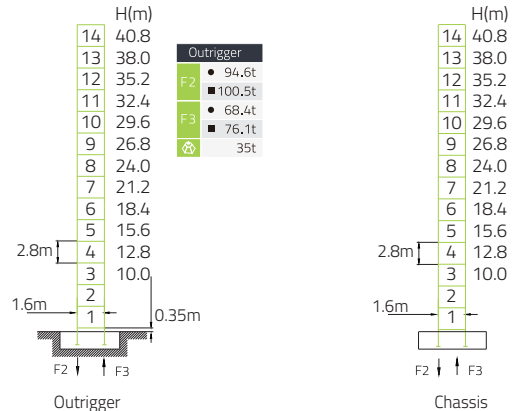


TCT5513

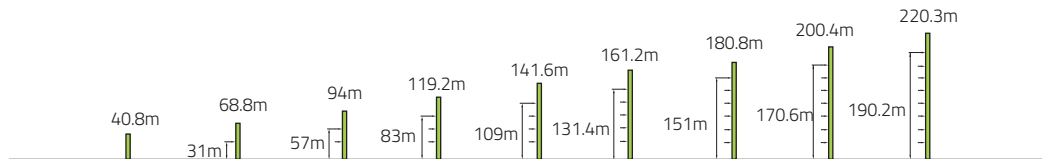


Final product specification shall be in accordance with purchase order or sales contract only

塔身 Masts / 反力 Reactions / TCT5513




附着 Anchorages / TCT5513









TCT5513

起重特性 Load Diagrams

|  | | Max.Capacity m/t | 20.0 | 22.5 | 25.0 | 27.5 | 30.0 | 32.5 | 35.0 | 37.5 | 40.0 | 42.5 | 45.0 | 47.5 | 50.0 | 52.5 | 55.0 |
|---|---|---------------------|------|------|------|------|------|------|------|------|------|------|------|------|------|------|------|
| 55m (R=56) | б | 2.5—29.7m 2.90t | 2.90 | 2.90 | 2.90 | 2.90 | 2.87 | 2.60 | 2.37 | 2.17 | 2.00 | 1.85 | 1.71 | 1.59 | 1.48 | 1.38 | 1.30 |
| 50m (R=51) | б | 2.5—31.3m 2.90t | 2.90 | 2.90 | 2.90 | 2.90 | 2.90 | 2.82 | 2.57 | 2.35 | 2.16 | 2.00 | 1.85 | 1.72 | 1.60 | | |
| 45m (R=46) | б | 2.5—32.7m 2.90t | 2.90 | 2.90 | 2.90 | 2.90 | 2.90 | 2.90 | 2.70 | 2.47 | 2.28 | 2.10 | 1.95 | | | | |
| 40m (R=41) | б | 2.5—33.7m 2.90t | 2.90 | 2.90 | 2.90 | 2.90 | 2.90 | 2.90 | 2.78 | 2.55 | 2.35 | | | | | | |
| 35m (R=36) | б | 2.5—34.0m 2.90t | 2.90 | 2.90 | 2.90 | 2.90 | 2.90 | 2.90 | 2.80 | | | | | | | | |
| 30m (R=31) | б | 2.5—30.0m 2.90t | 2.90 | 2.90 | 2.90 | 2.90 | 2.90 | | | | | | | | | | |
| 25m (R=26) | б | 2.5—25.0m 2.90t | 2.90 | 2.90 | 2.90 | | | | | | | | | | | | |
| 20m (R=21) | б | 2.5—20.0m 2.90t | 2.90 | | | | | | | | | | | | | | |

传动机构 Mechanisms

| Configuration | | U | | | UU | | | kW |  | |
|---|-----------------|---------------|--------|-----|-----|-----------|-----|----|---|----------------------------|
| | | I | II | III | I | II | III | | | |
|  起升 Hoisting | QS680E4 | m/min | 10.66 | 48 | 96 | / | / | / | 28.8/28.8/6.48 | 440m (6 layers) |
| | | r | 2.9 | 2.9 | 1.5 | / | / | / | | |
|  回转 Slewing | HVV95F1.130A | r/min | 0~0.72 | | | | | | 95N.m | ① Consult us if overtop |
|  变幅 Trolleying | BE33E | m/min | 60/30 | | | 3.96/2.64 | | | | |
|  行走 Travelling | ZA52-D B52-D | m/min | 0~25 | | | 2x5.2 | | | | |
|  | 380V(±10%)60Hz | 39.36+2x5.2kW | | | | | | | | |