

Packing list

NO.	Description	Sketch	L (m)	B (m)	H (m)	Weight Per Piece	Qty.
14	Jib head		3.28ft 1.0m	5.74ft 1.75m	5.09ft 1.55m	529 lbs 0.24 t	1
15	Trolley		7.84ft	5.77ft	3.74ft	1345 lbs	1
			2.39m	1.76m	1.14m	0.61 t	
			7.32ft	5.77ft	4.13ft	1235 lbs	1
			2.23m	1.76m	1.26m	0.56 t	
16	Hook		6.23ft 1.90m	1.31ft 0.40m	8.01ft 2.44m	2690 lbs 1.22 t	1
17	Slewing assembly		10.10ft 3.08m	8.37ft 2.55m	9.35ft 2.85m	22201 lbs 10.07t	1
18	Climbing frame / Rod-type		37.66ft	1.28ft	1.28ft	3086 lbs	4
			11.48m	0.39m	0.39m	1.4 t	
19	Tower section		19.69 6.0m	0.79ft 0.24m	0.79ft 0.24m	13558 lbs 6.15 t	12
20	Hoisting mechanism (without wire rope)		13.16 4.01m	5.35ft 1.63m	7.87ft 2.40m	16138 lbs 7.32 t	1
21	Trolley mechanism		3.02 0.92m	2.66ft 0.81m	4.95ft 1.51m	1609 lbs 0.73 t	1
22	Cabin		6.82 2.08m	4.92ft 1.50m	7.32ft 2.23m	1,764 lbs 0.80 t	1

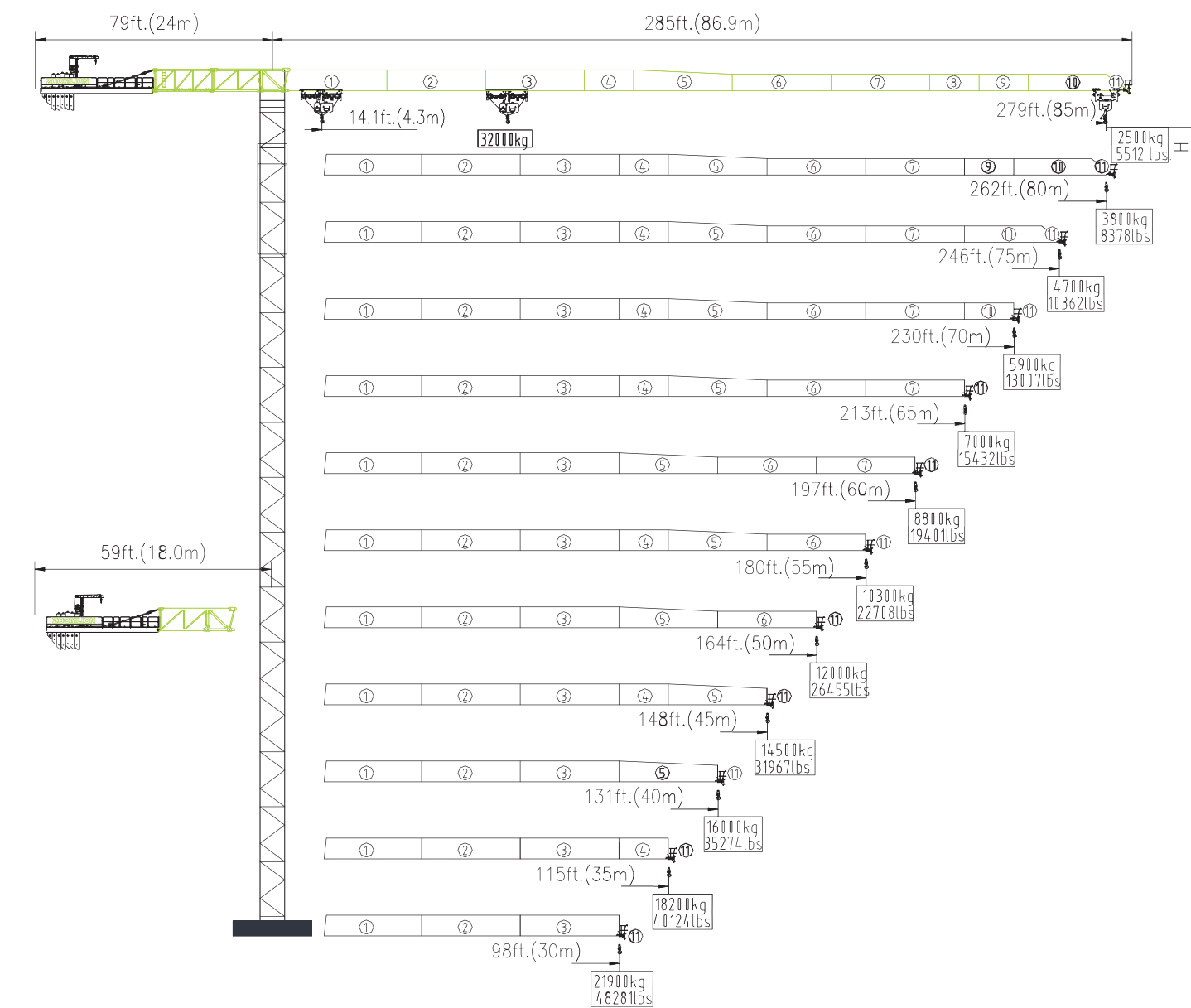
ZOOMLION

Packing list

NO.	Description	Sketch	L (m)	B (m)	H (m)	Weight Per Piece	Qty.
4	Jib I		34.06ft 10.38m	5.94ft 1.81m	8.50ft 2.59m	14617 lbs 6.63 t	1
5	Jib II		34.06ft 10.38m	5.94ft 1.49m	7.91ft 2.41m	11949 lbs 5.42 t	1
6	Jib III		34.06ft 10.38m	4.89ft 1.49m	7.97ft 2.43m	8245 lbs 3.74 t	1
7	Jib IV		17.52ft 5.34m	4.89ft 1.49m	7.81ft 2.38m	3660 lbs 1.66 t	1
8	Jib V		33.76ft 10.29m	4.89ft 1.49m	7.78ft 2.37m	6173 lbs 2.80 t	1
9	Jib VI		33.60ft 10.24m	4.89ft 1.49m	6.40ft 1.95m	4652 lbs 2.11 t	1
10	Jib VII		33.46ft 10.20m	4.89ft 1.49m	6.27ft 1.91m	3241 lbs 1.47 t	1
11	Jib VIII		16.93ft 5.16m	4.89ft 1.49m	6.20ft 1.86m	1168 lbs 0.53 t	1
12	Jib IX		16.93ft 5.16m	4.89ft 1.49m	6.20ft 1.89m	1168 lbs 0.53 t	1
13	Jib IX		33.30ft 10.15m	4.89ft 1.49m	6.04ft 1.84m	1852 lbs 0.84 t	1

ZOOMLION

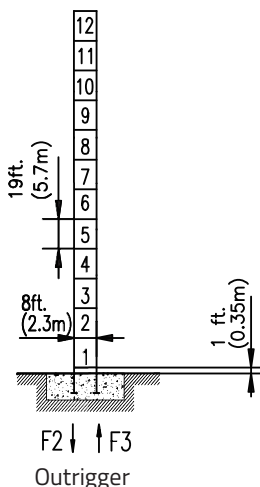
T600-32R



Masts Reactions

- 2.3x2.3m
- 8x8ft

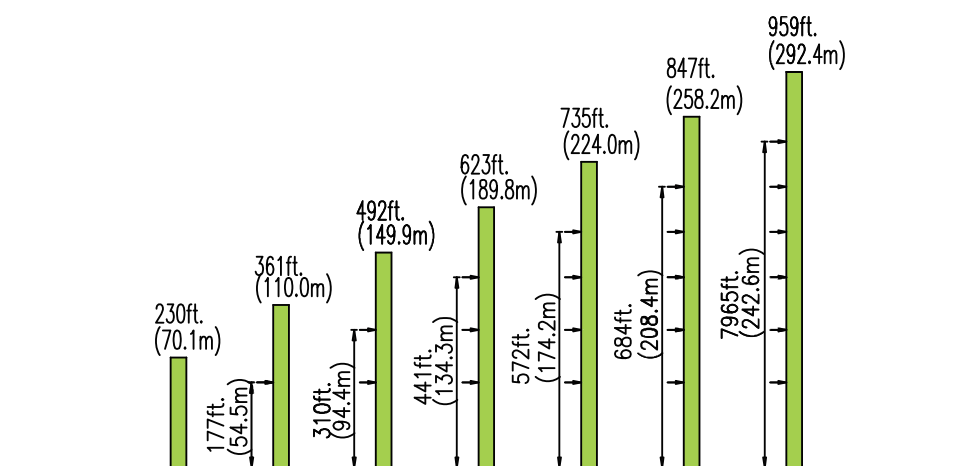
H(m)	H(ft.)
70.1	230
64.4	211
58.7	193
53.0	174
47.3	155
41.6	136
35.9	118
30.2	99
24.5	80
18.8	60



Outrigger	
F2	● 921,531lbs. (418t) ■ 952,396lbs. (432t)
F3	● 687,841lbs. (312t) ■ 738,548lbs. (335t)
⚠	372,582lbs. (169t)

- Reactions In Service
- Reactions Out Of Service
- ⚠ Without load and ballast with longest jib and maximum height

Anchorage



Load Chart

R(m)	Max Capacity	R(m)															
		ft. 15 m	49 ft. 20 m	66 ft. 25 m	82 ft. 30 m	98 ft. 35 m	115 ft. 40 m	131 ft. 45 m	148 ft. 50 m	164 ft. 55 m	180 ft. 60 m	197 ft. 65 m	213 ft. 70 m	230 ft. 75 m	246 ft. 80 m	262 ft. 85 m	
279 ft. 85m	U	70 ft. /35274 lbs. 21.2 m/16000 kg	lbs. 35274	28991	23303	19290	16336	14021	12214	10714	9480	8444	7540	6768	6107	5512	
	UU	37 ft. / 70548 lbs. 11.2 m/32000 kg	lbs. 49582	34657	25970	20305	16292	13316	11023	9193	7716	6482	5423	4542	3770	3086	2513
262 ft. 80m	U	84 ft. /35274 lbs. 25.7 m/16000 kg	lbs. 35274		29520	24582	20944	18122	15873	14043	12522	11244	10141	9193	8378		
	UU	45 ft. / 70548 lbs. 13.6 m/32000 kg	lbs. 62479	44136	33488	26500	21583	17924	15102	12853	11045	9524	8245	7143	6195	5379	
246 ft. 75m	U	92 ft. /35274 lbs. 27.9 m/16000 kg	lbs. 35274		32474	27117	23126	20062	17615	15631	13977	12588	11398	10362			
	UU	48 ft. / 70548 lbs. 14.7 m/32000 kg	lbs. 68652	48678	37060	29454	24096	20128	17064	14617	12632	10979	9568	8378	7363		
229 ft. 70m	U	101 ft. /35274 lbs. 30.8 m/16000 kg	lbs. 35274		30402	25992	22597	19886	17703	15873	14330	13007					
	UU	53 ft. / 70548 lbs. 16.1 m/32000 kg	lbs. 70548	54564	41711	33312	27381	22994	19599	16887	14683	12853	11310	10009			
213 ft. 65m	U	107 ft. /35274 lbs. 32.6 m/16000 kg	lbs. 35274		32474	27822	24207	21341	19004	17064	15432						
	UU	56 ft. / 70548 lbs. 17.0 m/32000 kg	lbs. 70548	58312	44666	35759	29476	24802	21208	18342	16006	14065	12434				
197 ft. 60m	U	118 ft. /35274 lbs. 36.1 m/16000 kg	lbs. 35274		31350	27337	24163	21561	19401								
	UU	62 ft. / 70548 lbs. 18.8 m/32000 kg	lbs. 70548	65565	50420	40521	33532	28329	24339	21142	18541	16402					
180 ft. 55m	U	124 ft. /35274 lbs. 37.7 m/16000 kg	lbs. 35274		32937	28748	25419	22708									
	UU	64 ft. / 70548 lbs. 19.6 m/32000 kg	lbs. 70548	68850	53021	42659	35362	29939	25750	22421	19709						
164 ft. 50m	U	128 ft. /35274 lbs. 39.0 m/16000 kg	lbs. 35274		34238	29895	26455										
	UU	66 ft. / 70548 lbs. 20.2 m/32000 kg	lbs. 70548	68850	53021	42659	35362	29939	25750	22421	19709						
148 ft. 45m	U	135 ft. /35274 lbs. 41.3 m/16000 kg	lbs. 35274		31967	27939	24500										
	UU	70 ft. / 70548 lbs. 21.4 m/32000 kg	lbs. 70548	58929	47532	39529	33554	28969									
131 ft. 40m	U	131 ft. /35274 lbs. 40.0 m/16000 kg	lbs. 35274		16000												
	UU	71 ft. / 70548 lbs. 21.6 m/32000 kg	lbs. 70548	59547	48061	39970	33951										
115 ft. 35m	U	115 ft. /35274 lbs. 35.0 m/16000 kg	lbs. 35274		16000												
	UU	71 ft. / 70548 lbs. 21.7 m/32000 kg	lbs. 70548	59767	48259	40124											
98 ft. 30m	U	98 ft. /35274 lbs. 30 m/16000 kg	lbs. 35274		16000												
	UU	71 ft. / 70548 lbs. 21.7 m/32000 kg	lbs. 70548	59811	48281												

Mechanisms

Configuration	Configuration	bd				bb				hp (kW)		
		II	III	IV	V	II	III	IV	V			
Hoisting		fpm	102	102	305	489	51	102	153	246	154.2 (115)	2297ft. (700m)
		m/min	31	31	93	149	15.5	31	46.5	74.5		
Slewing		lbs.	35274	17637	7055	2205	70548	35274	14110	4409	4x10 (4x7.5)	Consult us if overtop
		kg	16000	8000	3200	1000	32000	16000	6400	2000		
Trolleying		rpm	0~0.73 (jib length greater than 60 meters) 0~1.0 (jib length less than or equal to 60 meters)								14.8 (11.0)	
		fpm	0~164 (70548 lbs) 0~328 (35274 lbs)									
	480V(±10%)60Hz	209hp 156 kW										

Packing list

NO.	Description	Sketch	L (m)	B (m)	H (m)	Weight Per Piece	Qty.
1	Counter-jib I		27.46 ft 8.37m	6.17 ft 1.88m	8.04 ft 2.45m	14925lbs 6.77t	1
2	Counter-jib II		20.96 ft 6.39m	5.94 ft 1.81m	7.87ft 2.40m	7408 lbs 3.36t	1
3	Counter-jib III		38.02 ft 11.59m	6.14ft 1.87m	1.94 ft 0.59m	14088 lbs 6.39t	1