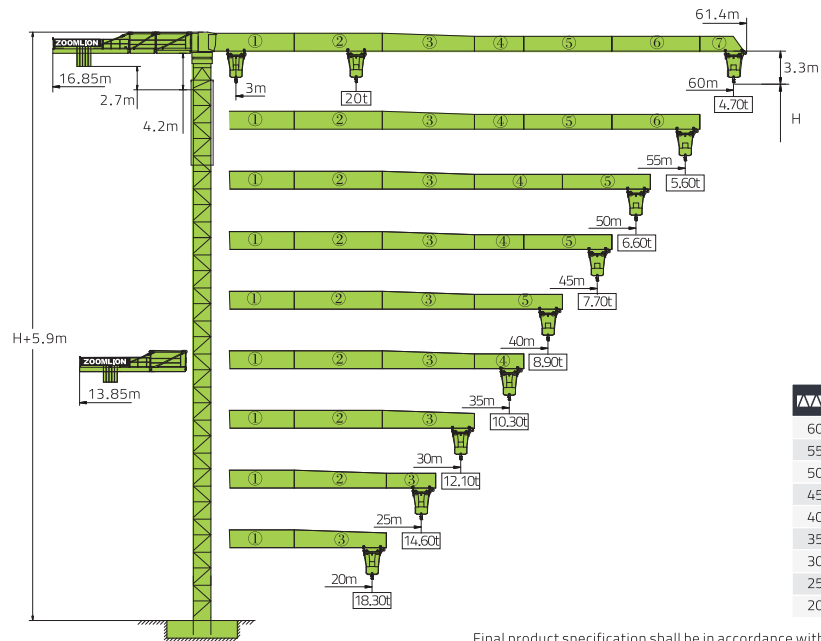


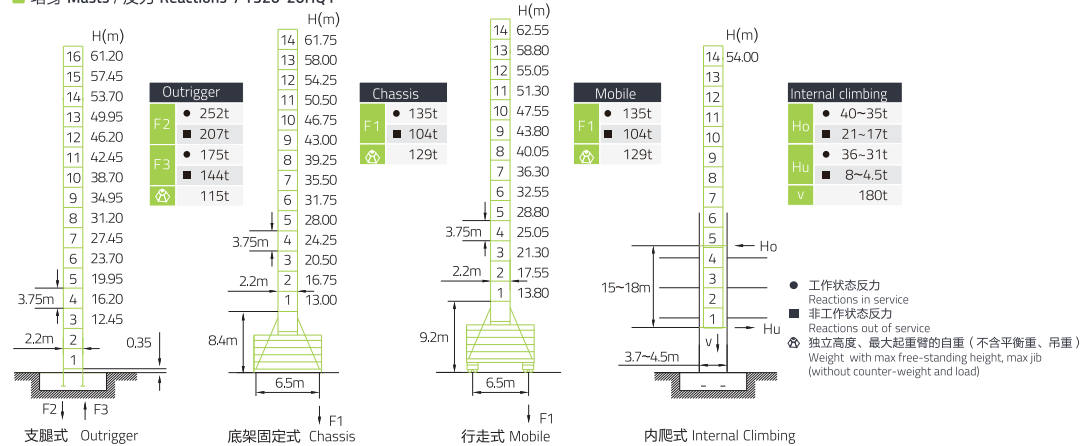
T320-20



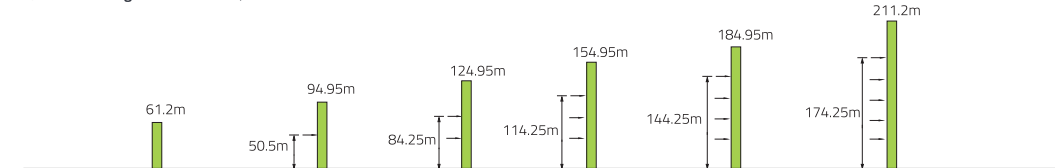
			(kg)	PHZ5000	PHZ4000
60m			35000	7	0
55m			34000	6	1
50m			30000	6	0
45m			29000	5	1
40m			25000	5	0
35m			35000	7	0
30m			31000	3	4
25m			24000	4	1
20m			19000	3	1

Final product specification shall be in accordance with purchase order or sales contract only

塔身 Masts / 反力 Reactions / T320-20HQ1

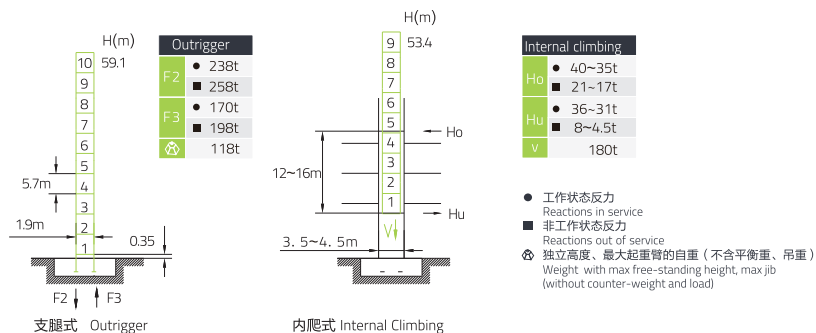


附着 Anchorages / T320-20HQ1

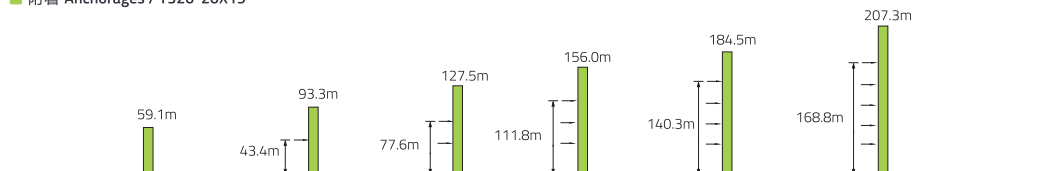


T320-20

塔身 Masts / 反力 Reactions / T320-20X19



附着 Anchorages / T320-20X19









起重特性 Load Diagrams

R(m)	Max. Capacity m/t	Capacity (m/t)										
		15	20	25	30	35	40	45	50	55	60	
60m (R=61.5)	b		10.00				9.37	7.96	6.87	6.00	5.29	4.70
	bb	3.0~18.2/20.00	20.00	17.93	13.79	11.08	9.18	7.76	6.67	5.80	5.09	4.50
55m (R=56.5)	b		10.00				9.81	8.35	7.23	6.33	5.60	
	bb	3.0~18.8/20.00	20.00	18.64	14.37	11.58	9.61	8.15	7.03	6.13	5.40	
50m (R=51.5)	b		10.00					8.69	7.53	6.60		
	bb	3.0~19.4/20.00	20.00	19.34	14.92	12.04	10.00	8.49	7.33	6.40		
45m (R=46.5)	b		10.00					8.89	7.70			
	bb	3.0~19.8/20.00	20.00	19.74	15.24	12.30	10.23	8.69	7.50			
40m (R=41.5)	b		10.00					8.90				
	bb	3.0~19.8/20.00	20.00	19.77	15.26	12.32	10.24	8.70				
35m (R=36.5)	b		10.00									
	bb	3.0~19.9/20.00	20.00	19.87	15.34	12.39	10.30					
30m (R=31.5)	b		10.00									
	bb	3.0~19.5/20.00	20.00	19.44	15.00	12.10						
25m (R=26.5)	b		10.00									
	bb	3.0~19.1/20.00	20.00	18.93	14.60							
20m (R=21.5)	b		10.00									
	bb	3.0~18.5/20.00	20.00	18.30								

T320-20

■ 传动机构 Mechanisms

配置 Configuration		b			bb			kW		
		III	IV	V	III	IV	V			
 起升 Hoisting	QPL20100	m/min	40	80	100	20	40	50	75	1000m(6 layers)
		t	10	5	3	20	10	6		
 回转 Slewing	HPW75F1.130C	r/min	0~0.7						2×7.5	① 超出咨询我们 Consultus if overtop
 变幅 Trolleying	BP75A	m/min	0~80						7.5	
 行走 Travelling	ZAH52A-D ZDH52A-D	m/min	0~25						4×5.2	
	380V(±10%)50Hz/400V(±5%)50Hz		97.5+4×5.2 kW							