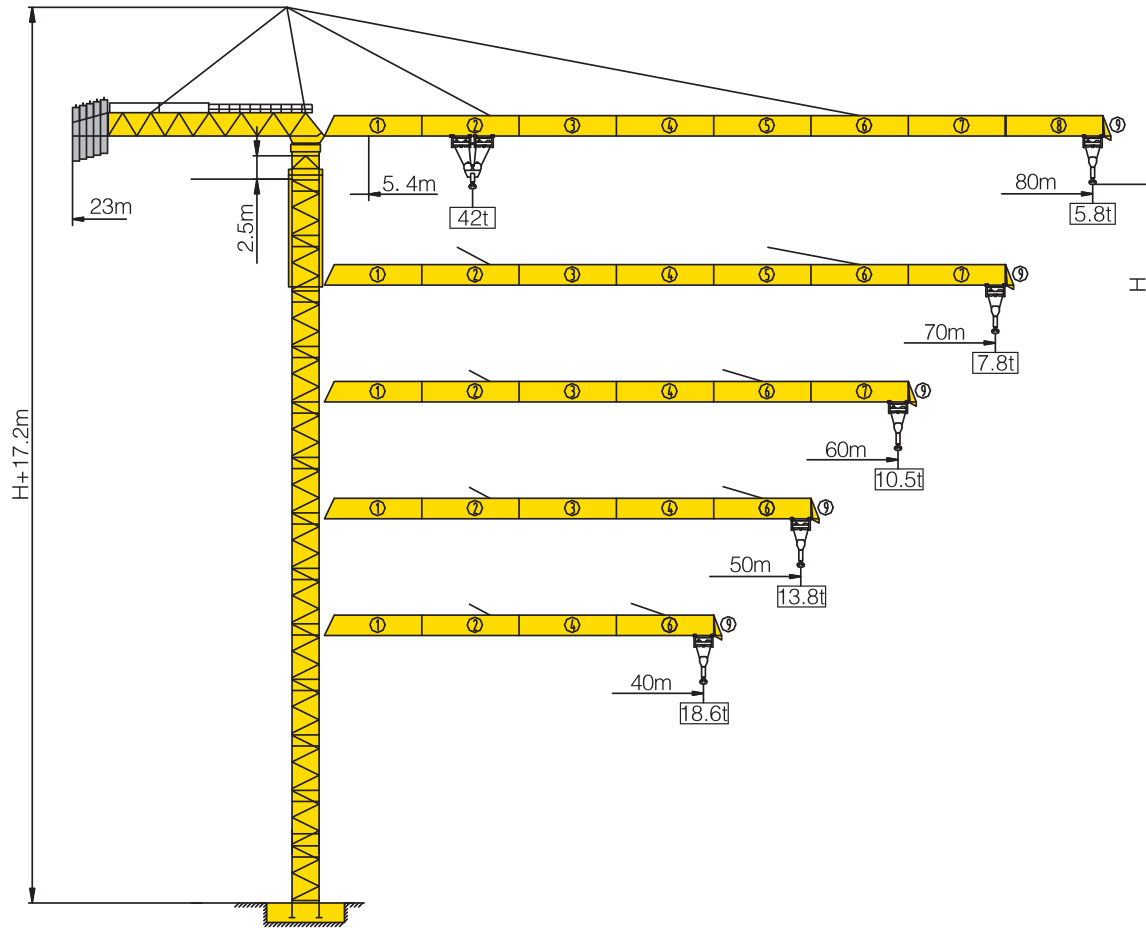


# D800-42



## Counter-jib ballast

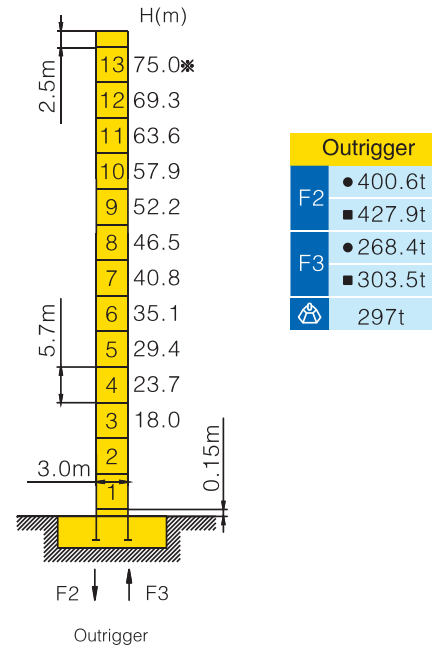
			(Kg)	PHZ10700	PHZ7800	PHZ6000
80m	23m	53500	5	0	0	
70m	23m	48800	4	0	1	
60m	23m	39900	3	1	0	
50m	23m	35200	2	1	1	
40m	23m	29200	2	1	0	

## Working Height(m) @ Wall-tie Location(m)

Model Detail	Mast Code	Wall-tie #1	Wall-tie #2	Wall-tie #3	Wall-tie #4	Wall-tie #5	Wall-tie #6
D800-42	W1	109.2 @ 59	143.4 @ 93.2	177.6 @ 127.4	206.1 @ 161.6	234.6 @ 190.1	257.4 @ 218.6

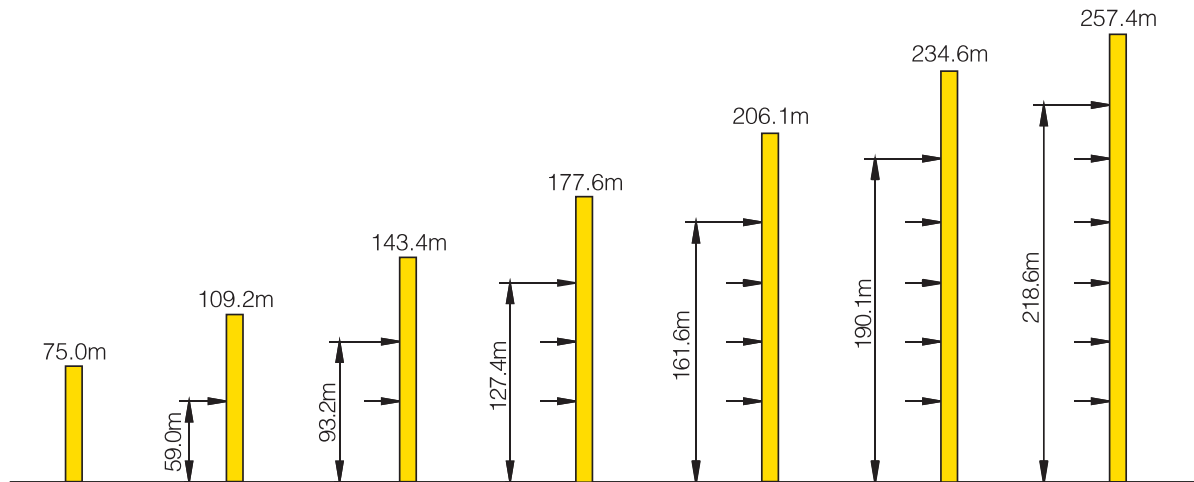


## Masts Reactions




● Reactions in service ■ Reactions out of service  
 ⊕ Without load and ballast with longest jib and maximum height  
 ⊕ For more erecting solutions, consult us!

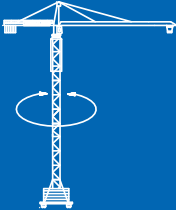
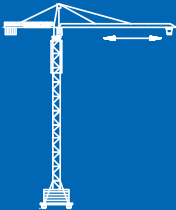
## Anchorage

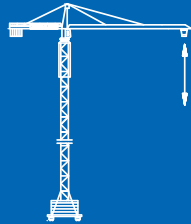




## Load diagrams

		Max.Capacity m/t	15	20	25	30	35	40	45	50	55	60	65	70	75	80
80m (R=82.90)	♭	5.4–29.6m 21t	21.0			20.7	17.2	14.6	12.6	11.0	9.73	8.67	7.78	7.03	6.37	5.80
	♭♭	5.4–15.9m 42t	42.0	31.4	23.5	18.5	15.0	12.4	10.4	8.85	7.57	6.52	5.63	4.87	4.21	3.64
70m (R=72.90)	♭	5.4–31.84m 21t	21.0				18.7	16.0	13.8	12.1	10.7	9.58	8.62	7.80		
	♭♭	5.4–17.02m 42t	42.0	34.3	25.8	20.4	16.6	13.8	11.6	9.95	8.57	7.42	6.46	5.64		
60m (R=62.90)	♭	5.4–34.1m 21t	21.0				20.4	17.4	15.0	13.2	11.7	10.5				
	♭♭	5.4–18.16m 42t	42.0	37.2	28.1	22.3	18.2	15.2	12.9	11.1	9.57	8.34				
50m (R=52.90)	♭	5.4–35.3m 21t	21.0					18.1	15.7	13.8						
	♭♭	5.4–18.76m 42t	42.0	38.8	29.4	22.3	19.1	15.9	13.5	11.6						
40m (R=42.90)	♭	5.4–36.12m 21t	21.0					18.6								
	♭♭	5.4–19.17m 42t	42.0	39.9	30.2	24.0	19.6	16.4								

## Mechanisms

	Slewing	HVV145B1.130C HVV145B2.130C
	0~0.6 r/min	4 × 145 N.m
	Trolleying	BP185
	0~50 m/min	18.5 kW

Hoisting		QPL4272		
 132 kW	III	♭	21t	28.8 m/min
		♭♭	42t	14.4 m/min
 600m ① ( 5 layers )	IV	♭	10.5t	57.6 m/min
		♭♭	21t	28.8 m/min
① Consult us If overtop	V	♭	4t	72 m/min
		♭♭	8t	36 m/min

	380V(+10%–10%) 50Hz	187.5kW
---	---------------------	---------